

Slide On Snow App 2024

Getting Started

Step 1

Go to **snowtestapp.co.uk** and choose to download the app from the App Store onto your iPhone.

The app requires iOS 16.0 or newer.

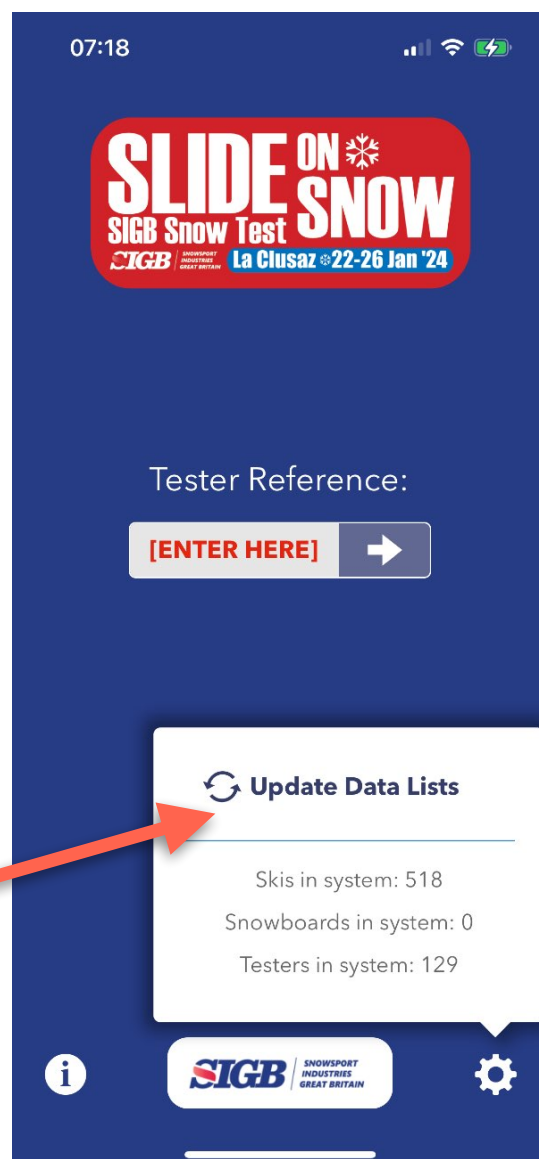
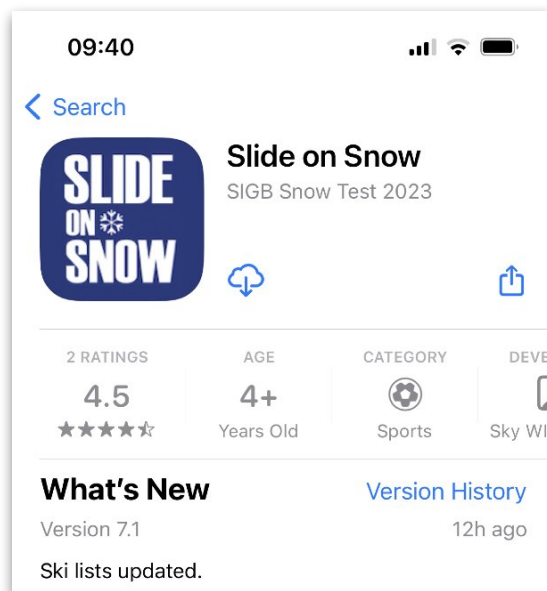
Step 2

Once downloaded, sign in using the **unique Tester Reference** that you will be given at the event.

If you do not yet have your Tester Reference, then you can sign in using the sample entry of **'XX01'** – the **'01'** is 'zero one'. *Score Cards etc made using this sign in are not included in our reporting, so please do use your own Tester Reference once you have received it.*

At any time you can also sign out and let someone else sign in.

If your Tester Reference is not recognised, then tap the gear icon and choose to **Update Data Lists** as this will update the latest versions of the lists in the app.



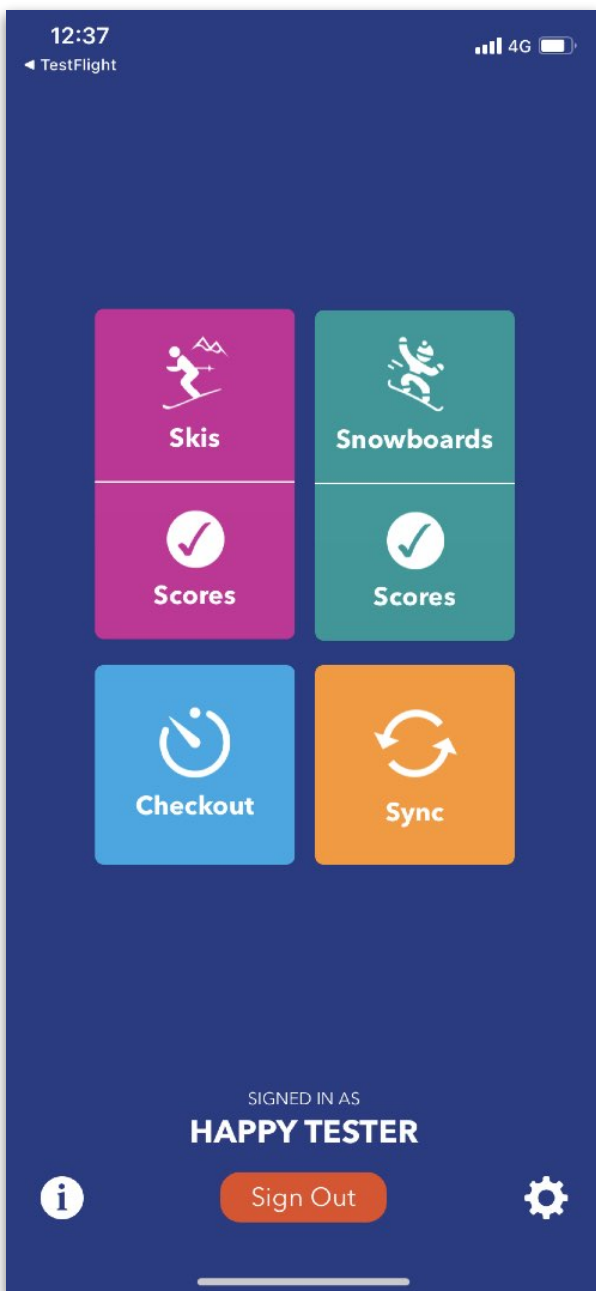
Using the app

On the menu screen you will see six main buttons.

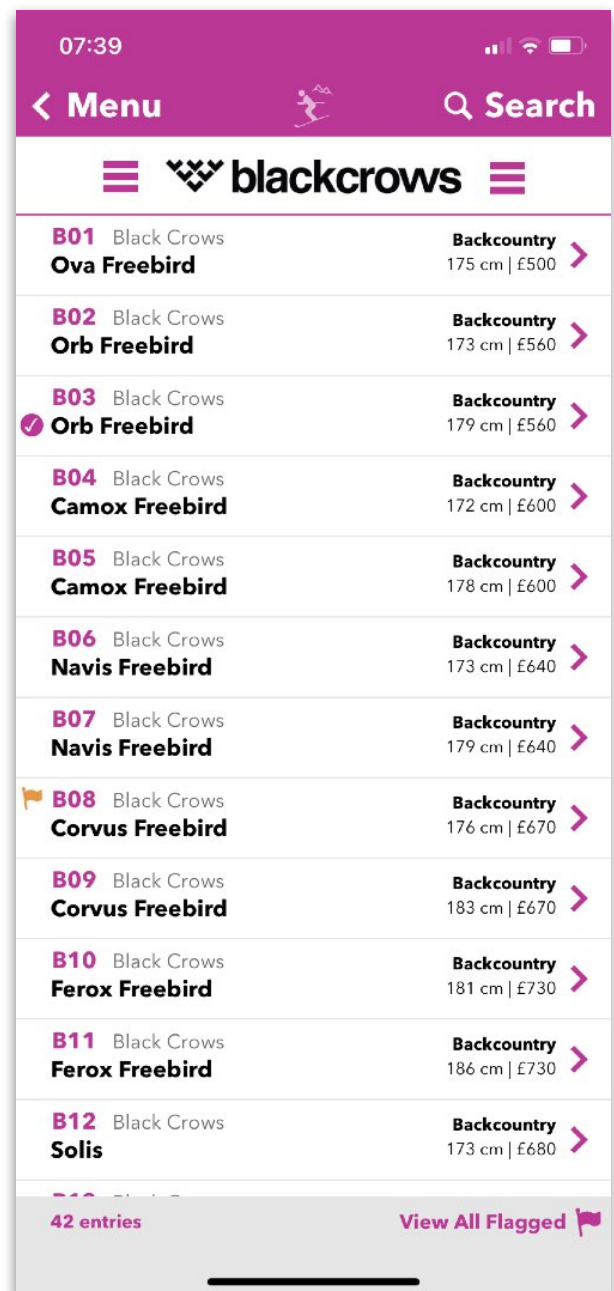
Skis & Snowboards

This is where you can browse and search through the skis and snowboards from all the available brands.

Tapping on an entry in the list takes you to the **Score Card** for that ski or snowboard.



Main Menu



Ski List

Searching for Skis and Snowboards

You can choose to list all skis or snowboards for a particular brand, or search for skis/snowboards that match a size range and category.

List by Brand

Tap the brand logo at the top of the Ski List or Snowboard List to view the Brand List and select the Brand you would like to view. All skis/snowboards available for testing from that brand will be listed.

Search by Size & Category

Tap the 'Search' button at the top-right of the Ski/Snowboard List to search by size and category. You can select a size and a variance, e.g. Size 170 ±10 will list skis of sizes 160 – 180.

The count of matching skis/snowboards is shown on each category button and you can tap each one to view the list of matching skis/snowboards for that category.


You can also select to 'Show All Sizes' and/or 'All Categories'.

Size: Show All Sizes

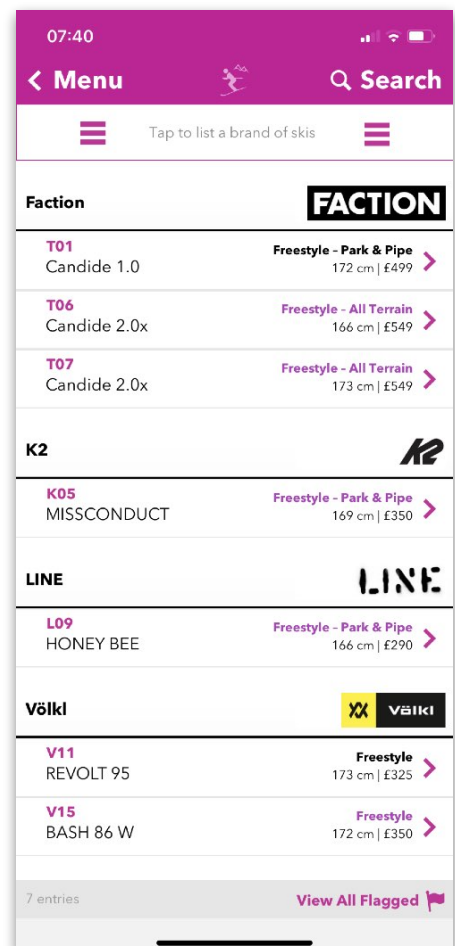
Category:

Race (1)	Freestyle (3)
Backcountry (4)	Freeride (2)
All Mountain (18)	Piste (24)
ALL (52)	

Size & Category search options



Search by Brand List



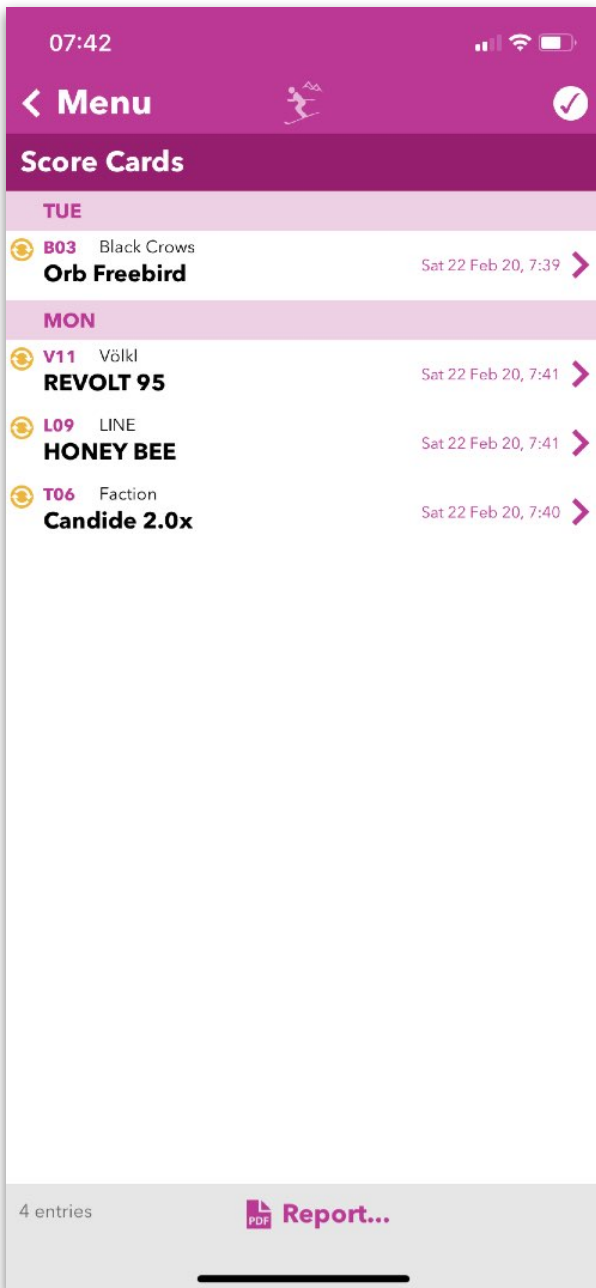
Search Result

Scores

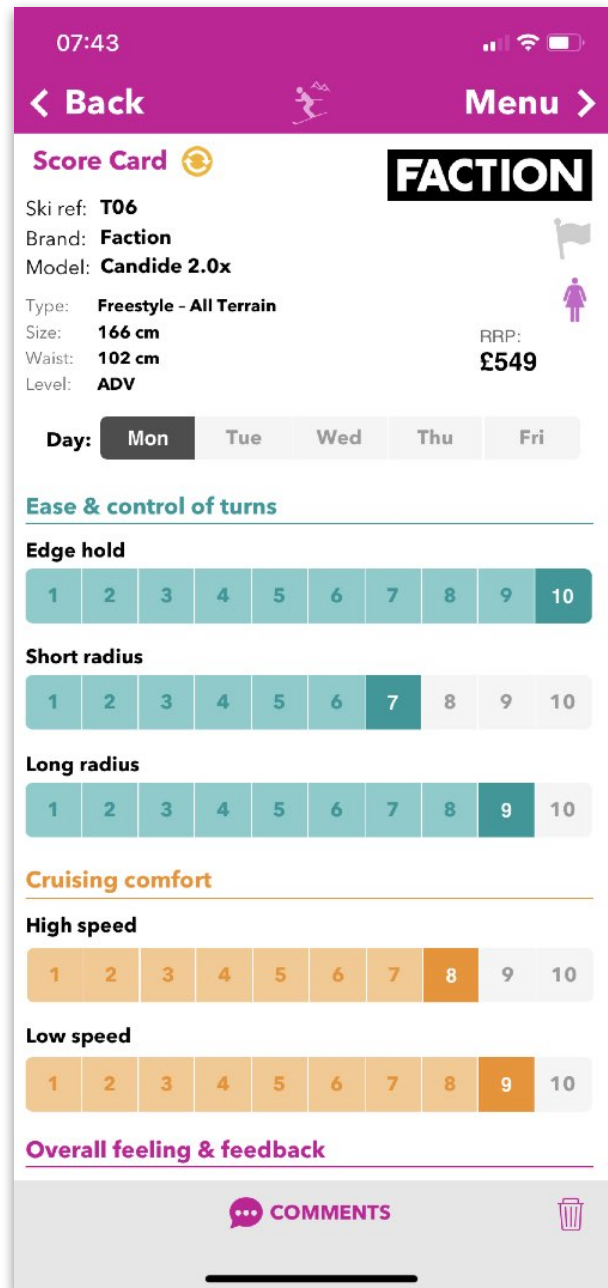
Lists Score Card entries you have made.

Tapping the **'Report'** button at the bottom of the screen creates a PDF report of all your Score Cards and comments, which you can choose to email to yourself or save in other apps such as Dropbox etc.

Tap an entry to view and edit a Score Card.



Score Card List



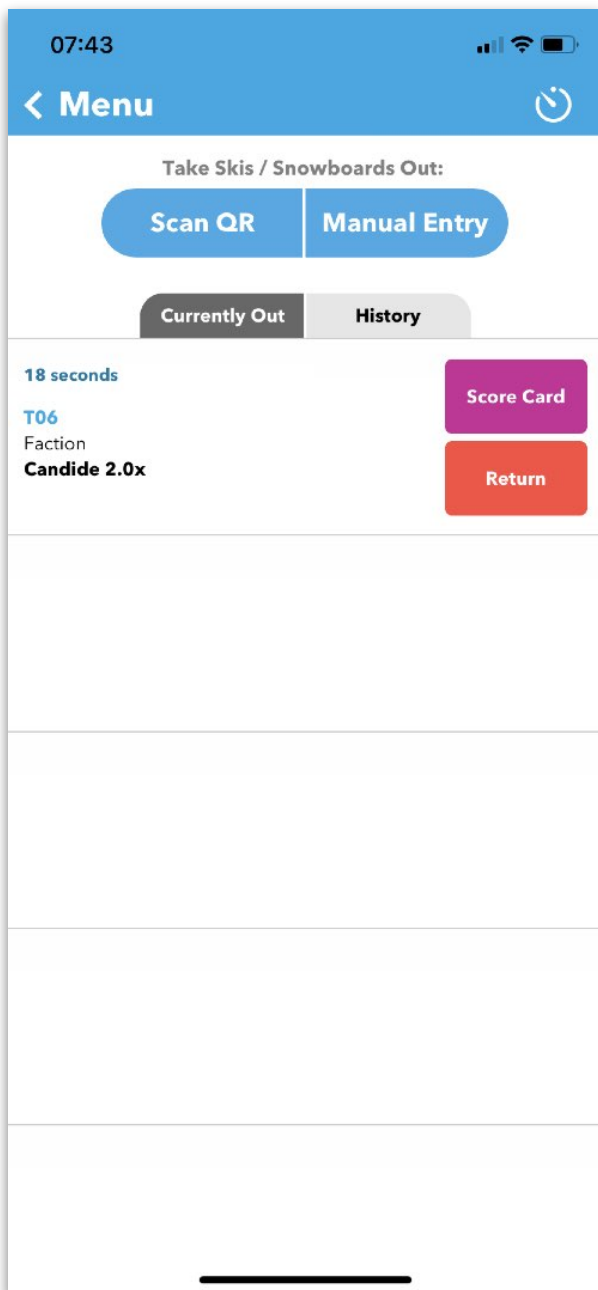
Score Card

Checkout

Use when checking out skis/snowboards from a booth.

You can either tap '**Scan QR**' to quickly scan the QR Code shown on the sticker attached to the skis/snowboards themselves, or **manually enter** the unique Ski/Snowboard Reference also shown on the skis.

The app will keep track of how long you have the skis/snowboards out and provides buttons to enter Score Card results, and also to return the skis/snowboard.



Checkout screen



Sticker as shown on skis and snowboards

Sync

Tap into here to send your Score Cards to the central database and also to download the most up to date ski, snowboard and tester lists.

When you tap the sync button the app will ***attempt to sync using your phone's 4G internet connection.*** The sync process only uses a very small amount of data.

